


BHS150 Board Handling System

Technical data

Load capacity, pneumatics, electrical supply



Pneumatics	Loading unit	Load capacity	L-line	XL line	2XL line	3XL line
Air pressure	0.6 MPa	max. board size	1800 × 3200 mm 70" × 125"	2270 × 3200 mm 89" × 125"	2740 × 3200 mm 108" × 125"	3210 × 3200 mm 126" × 125"
Air flow	300 l/min	min. board size	700 × 1000 mm 28" × 39"			
Direct connection (without plug contacts)		max. board thickness	110 mm / 4.3" (depending on beam height)			
Mains frequency	50/60 Hz	min. board thickness	0.9 mm / 0.0354"			
Mains fuse	32 A	max. board weight	25 kg / 55 lbs			
Voltage	3-phase, 400 V, L1, L2, L3, N, PE 3-phase, 208 V, L1, L2, L3, N, PE	max. stack height	1500 mm / 59" (incl. pallet)			
Fault-current circuit breaker	min. 300 mA, type B	min. stack height	80 mm / 3.14" (gripping height, pallet height)			
Connected load	max. 22 kVA	stack evenness	50 mm / 1.96" (± 25 mm / 1")			

Technical data subject to change without notice.

BHS150 Board Handling System

Technical data

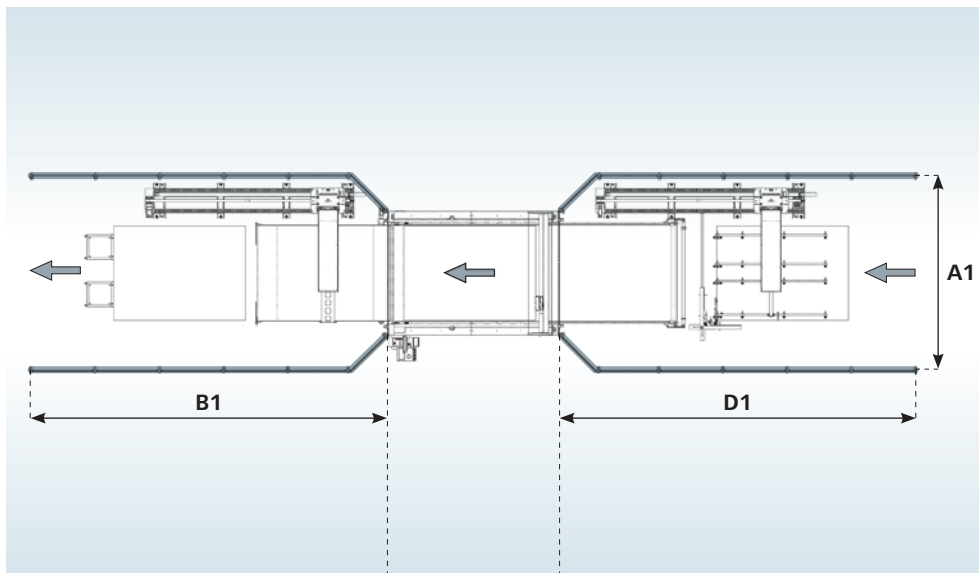
Standard loading

Length

Loading unit (D1), removal unit (B1)	8733 mm 344"
Turn-key system incl. G3 Cutter (B1+C+D1)	21628 mm 851"
Turn-key system incl. D3 Cutter (B1+C+D1)	21812 mm 858"

Width (A1)

L line	4220 mm / 166"
XL line	4720 mm / 186"
2XL line	5220 mm / 205"
3XL line	5720 mm / 225"



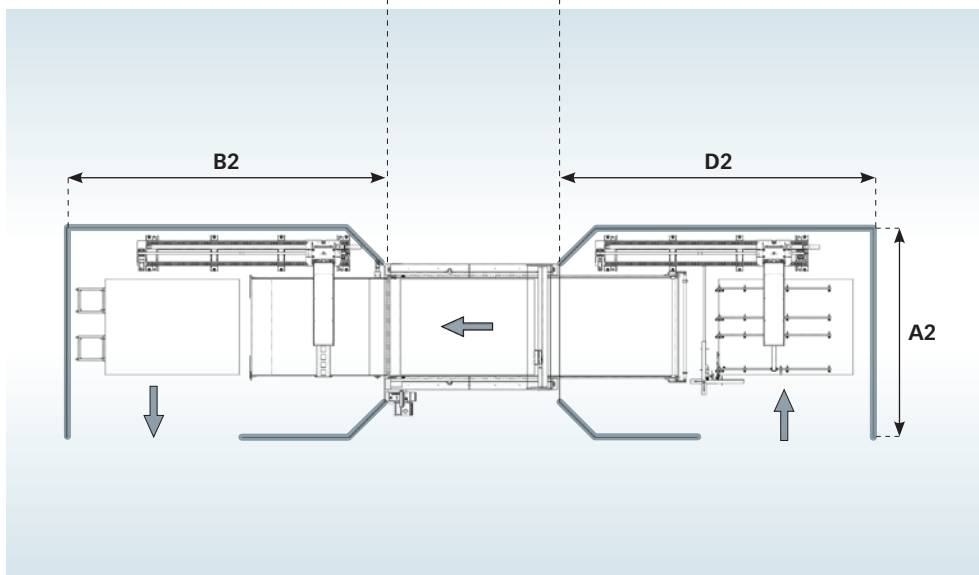
Side loading

Length

Loading unit (D2), removal unit (B2)	7720 mm 304"
Turn-key system incl. G3 Cutter (B2+C+D2)	19602 mm 772"
Turn-key system incl. D3 Cutter (B2+C+D2)	19786 mm 779"

Width (A2)

L line	4700 mm / 185"
XL line	5200 mm / 205"
2XL line	5700 mm / 225"
3XL line	6200 mm / 244"



Height

Safety fence	2270 mm / 89"
Loading/ unloading arm*	3237 mm / 127"

* required room height for BHS (and stacker) at least 4 m
Mounting holes in the floor are required for anchoring the safety fence (drilling depth max. 130 mm).
Technical data subject to change without notice.