

The background is a collage of four images: a traditional Swiss chalet in a mountain landscape, a woman speaking at a microphone, a modern glass building, and a group of people smiling. The Zünd logo is in the top right, and the event title and dates are on the right side. The word 'Program' is at the bottom.

ZÜND
swiss cutting systems

Zünd
Experience
Days

19 - 21
September

Program

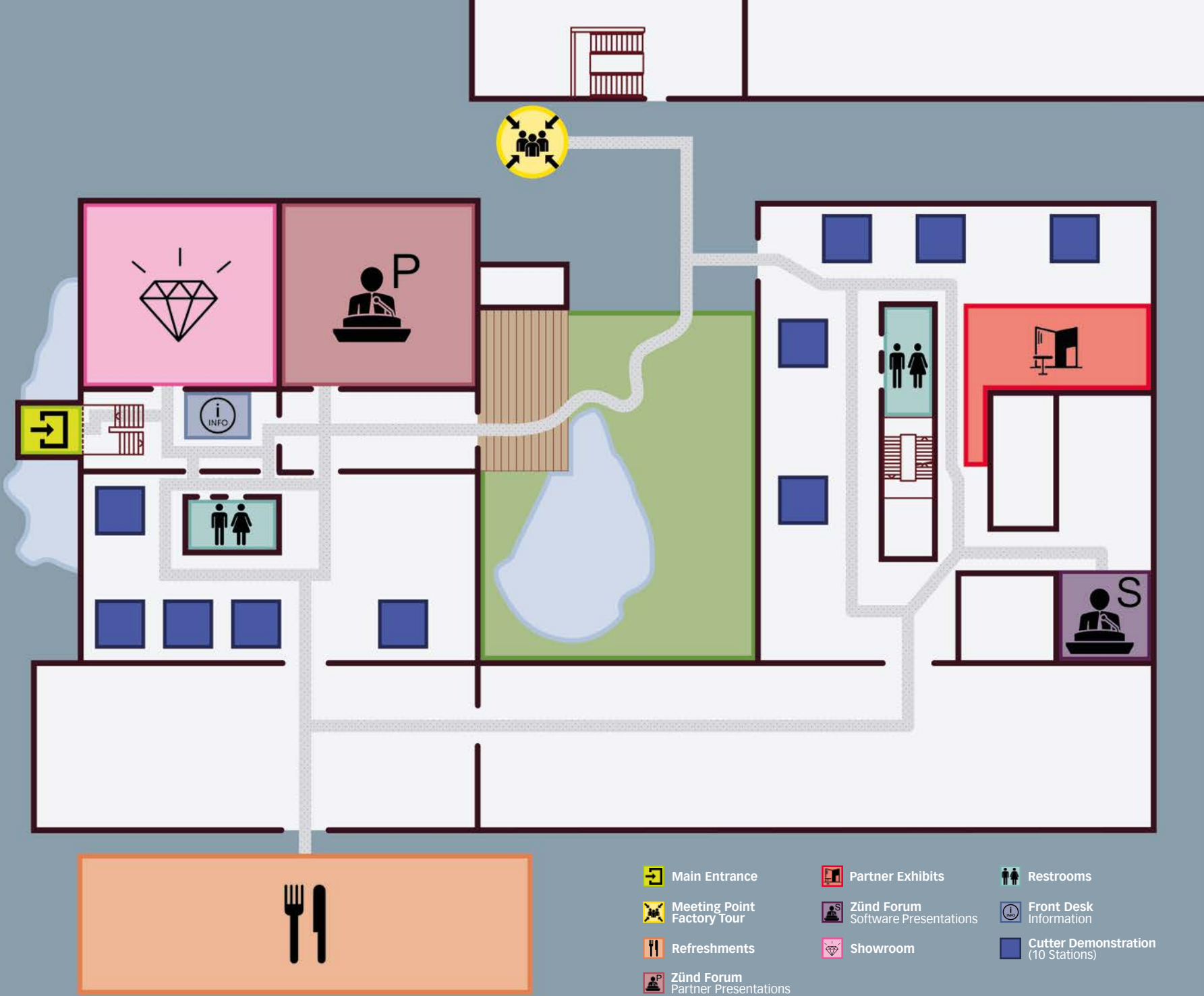
Zünd Experience Days 2017 Overview

Zünd Forum Partner Presentations

Presentations and talks by experts on the latest in print production and smart technologies. Visit the Zünd Forum where top specialists reveal the latest digital production trends and developments. Interact with experts from swissQprint, Onyx, Durst, Caldera and Canon.

Zünd Forum Software Presentations

See Zünd Cut Center ZCC presentations and see how Zünd Design Center can help create business opportunities and increase customer satisfaction. Learn about the latest in workflow optimization and automation. Hear from our experts how ZCC and ZDC can transform your business, empower your employees and boost productivity.



Cutter Demonstrations

Our solutions for your success: during Zünd Experience Days, all machines in the Customer Information Center will be running and our demonstration team will be at hand. You will get to experience live demonstrations of all the exciting new features we have added to proven Zünd digital cutting solutions.

Partner Exhibit

Be sure to visit our partners swissQprint, Canon, Durst, Caldera and Onyx. In a convenient setting, you have the opportunity to discuss the latest trends in digital print production with specialists from each of these companies.

Factory Tour

The factory tour offers a chance to see Zünd cutters being made using latest manufacturing technologies. The tour leads sequentially through each phase of production. Start times are every half hour beginning at 9:15 am. The tours take approx. 45 minutes. Please note: to join a factory tour, prior registration at the front desk is required.

Refreshments

Whether morning coffee, a fortifying lunch or a quick, refreshing drink, our catering crew is ready to serve you in the party tent (see map). To keep your hunger at bay, a substantial lunch will be served every day starting at noon.

Zünd Forum

Partner Presentations

09:30 am	Onyx	Site Solutions
10:00 am	Caldera	Integrating digital cutting into production workflows
10:30 am	swissQprint	Multifunctional flatbed printing
11:00 am	Durst	Corrugated Packaging & Display Digital Printing
11:30 am	Canon	#unleashprint
12:00 pm	Onyx	Site Solutions
01:00 pm	Caldera	Integrating digital cutting into production workflows
01:30 pm	swissQprint	Unusual applications, Droptix 3D, glass, wood...
02:00 pm	Durst	The process revolution for the digital textile market
02:30 pm	Canon	#unleashprint

Zünd Forum

Software Presentations

09:30 am	Zund Cut Center	The key to your success
10:00 am	What's new in Zund Cut Center 3.0	
10:30 am	Workflow optimization & automation	Avoid errors, improve quality, minimize cutting time
11:00 am	Impress your customers with 3D visualizations and shorten the approval process	
11:30 am	Zund Cut Center	The key to your success
01:00 pm	What's new in Zund Cut Center 3.0	
01:30 pm	Workflow optimization & automation	Avoid errors, improve quality, minimize cutting time
02:00 pm	Impress your customers with 3D visualizations and shorten the approval process	
02:30 pm	Challenge us with your cutting problems	We are here to solve them!

Cutter Demonstration Stations 1 – 5

Besides showing you many of our proven solutions, we are also premiering a number of brandnew technologies just for you – among other things the **Over Cutter Camera OCC**, the **Laser Module LM 100W** and the **Dashboard**. In terms of Zünd software solutions, you will gain insight into the latest versions of Zünd Cut Center ZCC and Zünd Design Center ZDC.

1 Kiss-cutting vinyl S3 M-800

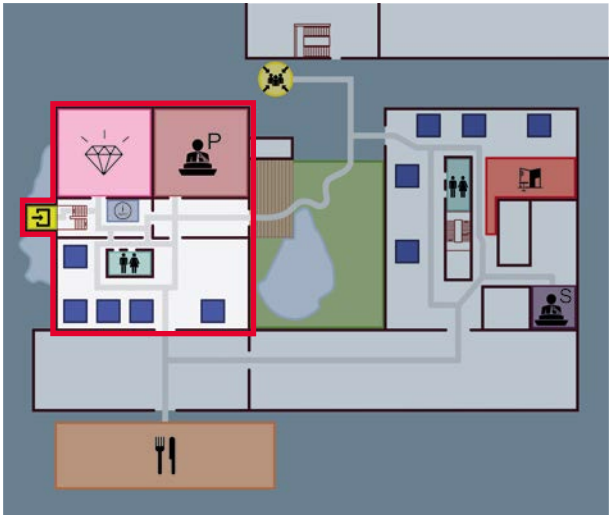
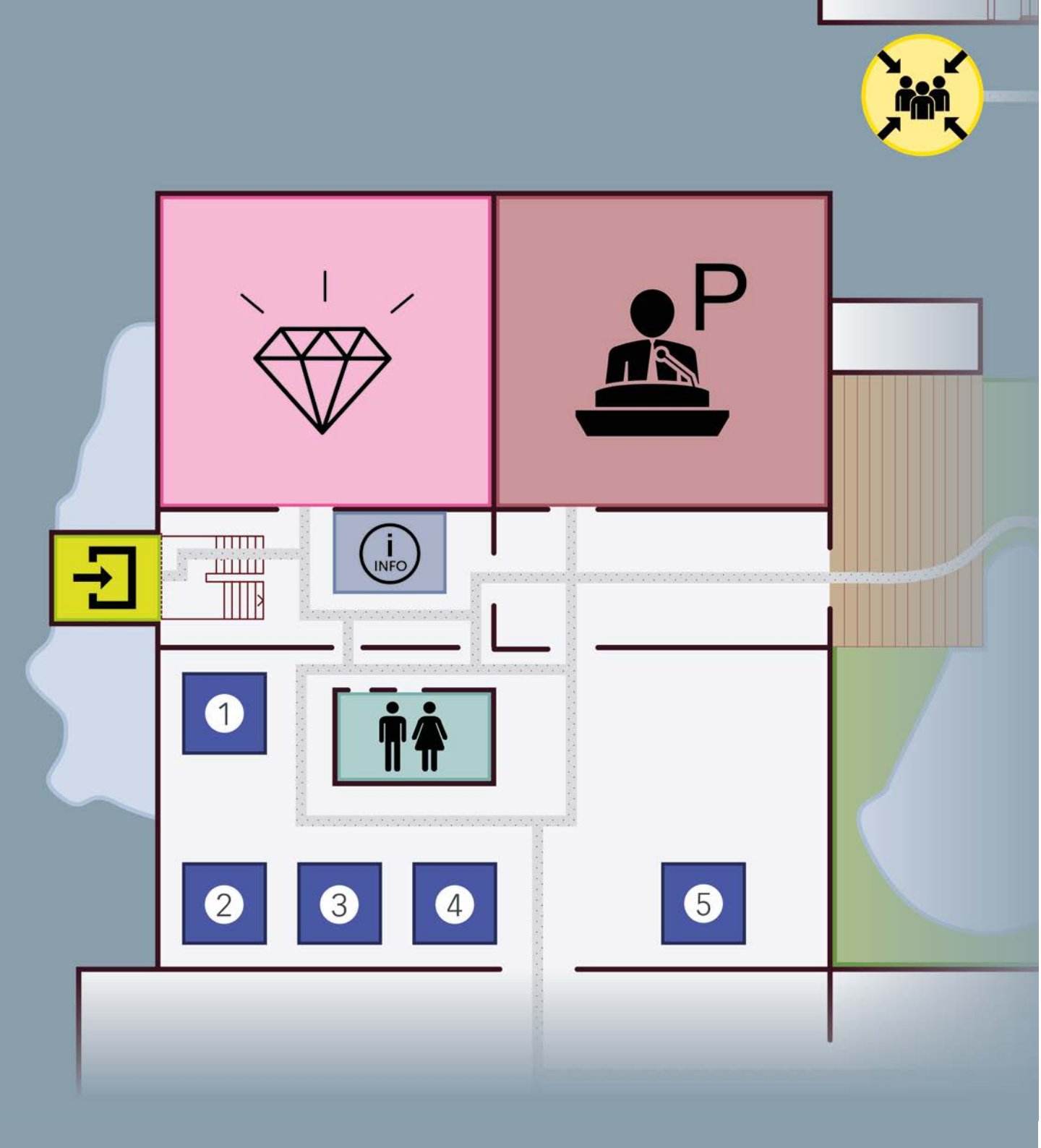
The cutter configuration on display demonstrates the ultimate level of automated processing of vinyl rolls, including kiss-cutting and/or thru-cutting. The use of the **Twin-cutting** process in which two blades cut simultaneously delivers the highest level of productivity. Automatic and touchless job retrieval occurs via QR-code capture.

2 Cut & Seal polyester fabric G3 3XL-2500

The new **Laser Module LM 100W** cuts and seals the edges of polyester fabrics in one process, eliminating laborious and imprecise manual cutting with a hot knife. The cutter configuration on display also features the new **Over Cutter Camera OCC**. By capturing all register marks at once, this new technology can increase productivity by up to 30%.

3 Processing folding carton S3 M-800

A sheet feeder and **collaborative robotic arm** create a fully automated production workflow for folding carton. This configuration illustrates how easy it is to integrate solutions such as robotics with a Zünd cutting system.



4 Cut & Mark PVC and PP materials G3 L-2500

In a **tandem setup** aka "pendulum" production workflow, loading/unloading and processing occur at the same time. While the operator loads material on one side, the cutter continues processing on the other. This setup increases workflow efficiency, keeps idle time to a minimum and maximizes productivity. For part marking and labeling, the cutting system on display also features the Inkjet Tool IJT.

5 Processing Textile G3 XL-3200

For the first time ever, Zünd will be showing the new **Over Cutter Camera OCC**. By capturing all register marks at once, this technology can increase productivity by up to 30%. A cradle feeder provides tension-free delivery of fabrics onto the cutting surface. Directly beside the G3 XL-3200 the **Dashboard** displays production and job data in real time. This gives the production manager immediate access to relevant data anytime, anywhere.

Cutter Demonstration Stations 6 – 10

6 Total automation D3 XL-3200

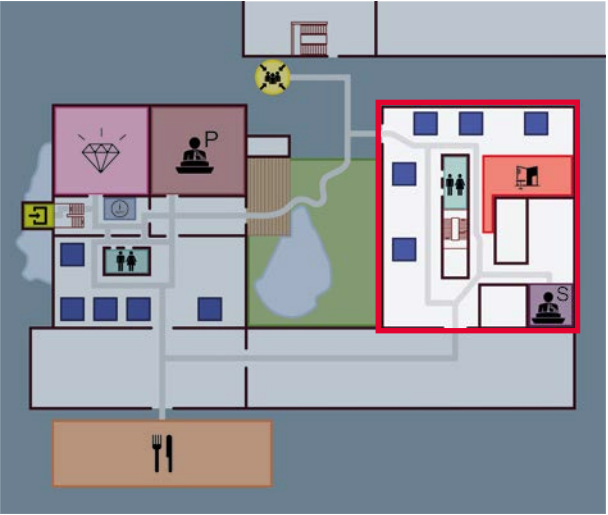
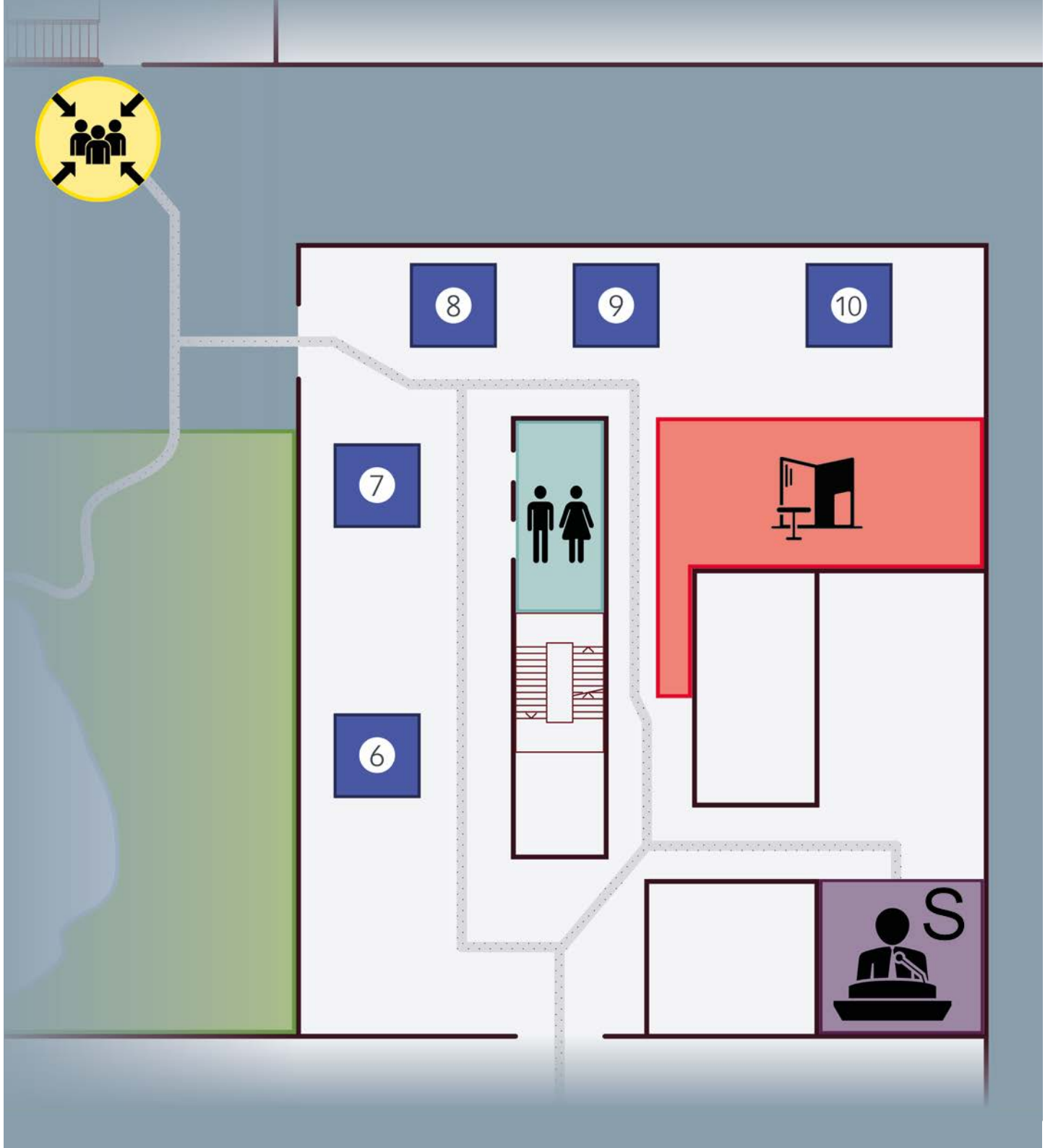
The industrial cutting solution designed for ultimate performance. While the D3 with dual-beam technology can deliver up to twice the throughput of a single-beam system, the **Board Handling System BHS** provides total material-handling automation. The cutter configuration on display offers the highest level of automation and even allows for unattended production during off hours.

7 Foam packaging inserts G3 XL-3200

Because of the extended clearance, the cutter configuration on display is capable of processing **foams up to 110 mm thick** in a single pass. This makes producing foam inserts and complete packaging systems extremely productive and profitable.

8 High-power routing acrylics and MDF G3 M-2500

The **RM-L routing system** delivers 3.6 kW of routing power. The module's extraordinary capacity combined with the use of 10 mm bits opens up brandnew possibilities in terms of performance and versatility. In conjunction with the automatic router bit changer ARC, this system sets new standards for productive and profitable routing of acrylics and MDF.



9 Leather cutting L3 C-56

The Zünd L3 cutting system is the preferred solution for digitally producing leather footwear and accessories. An interactive nesting module provides computer-assisted parts nesting.

10 Full leather hide solution D3 2XL-3200

The configuration on display consists of the latest fully integrated turn-key cutting system for industrial, whole-hide leather processing. At its core is the Zünd D3 cutter, a dual-beam system that delivers the ultimate in productivity for industrial leather cutting in upholstery, automotive interiors, etc.

General Information

Day program, Pick up / shuttle service

Pick-up times for the morning transfer by shuttle bus from hotel to Zünd (and transfer to the sightseeing tours) are scheduled as follows:

Widnau	
Hotel Forum/Hotel Metropol	8:30 am
Hotel Paul's	8:40 am

Dornbirn	
Fairmotel	8:30 am
Four Points	8:40 am

For guests staying at Altstätten hotels (Hotel Sonne, Hotel Badhof, Hotel Lindenhof), shuttle busses depart to the event location at 8:45 am. Busses will be waiting in front of the hotels. Please board directly.

Evening program

If you have made a reservation for the evening program, please arrive at the party tent no later than 3:15 pm.

Tuesday: Lake cruise and dinner on the „MS St.Gallen“, flagship vessel on the Lake of Constance.

Wednesday: Dinner at 1,800 meters above sea level at „Hoher Kasten“, a revolving restaurant with breathtaking views of Lake Constance, the Rhine Valley and Appenzellerland.

Thursday: Dinner in historic ambience within the walls of Castle Schattenburg in Feldkirch after a wine tasting and visit of Vaduz, the capital of Liechtenstein.

Sightseeing tours

Tour busses depart at 9:15 am from Zünd Systemtechnik AG. Tour packages are all-inclusive (transportation, admissions, lunch).

Dress Code

Dress Code is casual during the entire event. Please note that it can get cool during the evening program and the sightseeing tours. Therefore, please make sure that you have warm clothing with you.

Identity Papers

During the event you may cross national borders. Please make sure you always have your passport with you.

Contact

Zünd Systemtechnik AG
Industriestrasse 8
9450 Altstätten

T +41 71 757 81 00
info@zund.com

www.zund.com/en/experience-days-2017





#zundexperiencedays2017

Headquarters
Zünd Systemtechnik AG
Industriestrasse 8
CH-9450 Altstätten
T +41 71 757 81 00
F +41 71 757 81 11
info@zund.com
www.zund.com

ZÜND
swiss cutting systems